

ATTN:Joel Douglas

Report Printed:31/03/2015

Live Report : SOFTCAT LTD

D-U-N-S® Number: 39-733-3253

Registration Number: 2174990

Endorsement/Billing Reference: joeldo@softcat.com

D&B Address

Address FIELDHOUSE LANE
MARLOW
BUCKINGHAMSHIRE
SL7 1TB
UNITED KINGDOM

Country

Phone 01628403403

Fax 08448008182

Web www.softcat.com

e-mail info@softcat.com


Added to Portfolio:08/12/2012

Last View Date:31/03/2015

Endorsement : joeldo@softcat.com

Central Account Reference: SOF059

Company Summary

Currency: Shown in GBP unless otherwise indicated 

Score Bar

Average Days Beyond Terms	16
D&B Failure Score	98
D&B Maximum Credit Recommendation	9,000,000
D&B Rating	5A 1
D&B Delinquency Score	40
Insolvency Process Indicator	No

D&B Max Credit Recommendation

D&B Max Credit Recommendation:
9,000,000 GBP

Recommended credit exposure at any given time.

D&B Failure Score

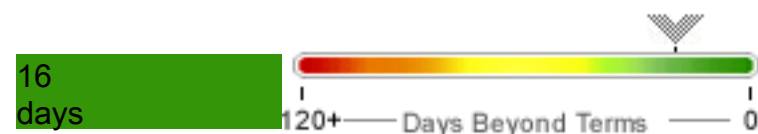


D&B analytics have shown that businesses with this score have the lowest probability of failure. 97% of UK businesses are classified in a higher risk category.

D&B Delinquency Score

40

D&B Average Days Beyond Terms



D&B Company Overview

Company Name	SOFTCAT LTD
Registration Address	Solar House Fieldhouse Lane, Marlow, Buckinghamshire SL7 1LW UNITED KINGDOM
Start Date	1993
Legal Form	Private limited company
Registration Number	2174990
Enterprise/VAT Number	GB 491 8485 03
Annual Sales	504,797,009
Lines of Business (SIC)	7379
Line of Business Description	COMPUTER SERVICES
NACE	72.60
UK SIC	72.600

Public Filings

Record Type



D&B analytics have shown that 60% of UK businesses have a lower risk of paying significantly late.

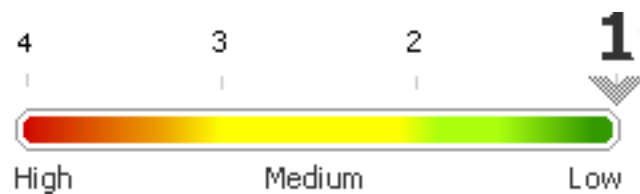
D&B Rating

D&B Rating: 5A 1

Financial Strength: 5A

(based on tangible net worth) 71,776,412 GBP

Risk Indicator (1-4)



Number of Court Judgments	0
Value of Court Judgments	0
Insolvency process indicator	No

Financials Overview

Latest Accounts Date 31/07/2014

Currency: Shown in GBP
** indicates figure not in 000s

	31/07/2014	% Change
Group Tangible Net Worth	71,776,412.0	↑ 48.43
Sales Turnover	504,797,009.0	↑ 27.55
Profit/Loss before tax	35,630,315.0	↑ 29.16
Total Fixed Assets	7,664,702.0	↑ 14.67
Total Current Assets	142,396,717.0	↑ 42.01
Total Assets	150,061,419.0	↑ 39.82
Total Current Liabilities	77,762,331.0	↑ 32.85
Net Current Assets (Liabilities)	64,634,386.0	↑ 54.87
Number of Employees**	602	↑ 23.36
Current Ratio**	1.8	↑ 5.88
Quick Ratio**	1.8	↑ 12.5
Current Liabilities to Net Worth(%)**	108.3	↓ -10.5
Sales to Net Working Capital**	7.8	↓ -17.89

Corporate Linkage

Shareholders	Yes
Number of Subsidiaries	1
Number of Branches	0

Corporate Linkage

Ownership

Share Holder Name	Voting Percentage
P Kelly	45.58 %
Martin Hellowell	12.64 %
JAS Settlement	11.16 %
S Kelly	6.41 %

David Simpson	3.22 %
William Kenny	3.18 %
Douglas Fawell	2.42 %
Peter David John Kelly	1.99 %
S Routledge	1.16 %

Subsidiaries

Company Name	Operates As	Year Started	% Shares owned
SOFTWARE LICENSING LTD	COMPUTER SERVICES	1999	-

Predictive Scores

D&B Maximum Credit

D&B Maximum Credit: £ 9,000,000

Recommended credit exposure at any given time.

The D&B Maximum Credit is calculated using the D&B Failure Score, business size and primary industry sector.

D&B Rating

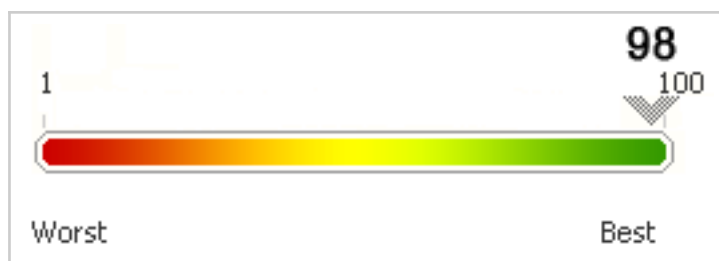
D&B Rating: 5A 1

Financial Strength: 5A (based on tangible net worth) £71,776,412

Risk Indicator: 1 Represents a minimum risk of business failure.

D&B Failure Score

D&B Failure Score: 98 out of 100



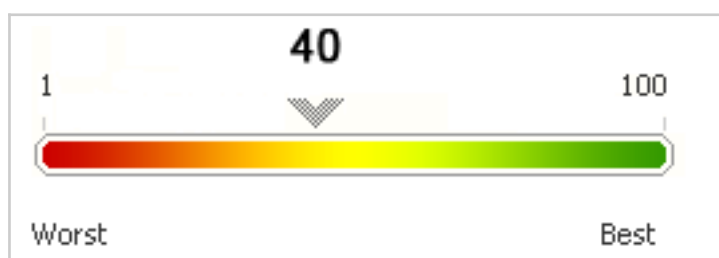
D&B analytics have shown that businesses with this score have the lowest probability of failure. 97% of UK businesses are classified in a higher risk category.

Incidence of failure	0.10% (10 per 10,000)
Industry average	1.23% (123 per 10,000)

- The incidence of failure above shows the percentage of businesses with this Failure Score that have been subject to an insolvency event or gone out of business with outstanding debt.

D&B Delinquency Score

D&B Delinquency Score: 40 out of 100



D&B analytics have shown that 60% of UK businesses have a lower risk of paying significantly late.

Incidence of delinquency	11.74% (1,174 per 10,000)
---------------------------------	------------------------------------

- The incidence of delinquency above shows the percentage of businesses with this Delinquency Score that have paid late based on payment information reported to D&B.

Decisive criteria that influenced the risk evaluation for this company are:

- Values, ratios and trends taken from the Balance Sheet (made up to 31 Jul 2014) are generally very strong.
- There are no outstanding mortgages or charges registered against this business.
- The Principals' experience and the performance of their current associated businesses is very strong.
- The pre-tax profit over total assets ratio (calculated from the accounts made up to 31 Jul 2014) is strong.
- This business is well established and has been trading since 1993.

The Scores and Ratings included in this report are designed as a tool to help credit professionals make their own credit related decisions, and should be used as part of a balanced and complete assessment relying on the knowledge and expertise of the reader, and where appropriate on other information sources.

The Score and Rating models are developed using statistical analysis in order to generate a prediction of future events. D&B monitors the performance of thousands of businesses for at least 12 months in order to identify characteristics common to specific business events. These characteristics are weighted by significance to form rules within our models that identify other businesses with similar characteristics and provide a Score and Rating.

Please note: (1) like all forward looking predictions, our Scores and Ratings are not a statement of what will happen, but an indication of what is more likely to happen based on previous experience; and (2) use of the term "insolvency event" in this report means (i) if a business has convened a meeting of its creditors, made a voluntary arrangement or proposal for any other composition scheme or arrangement with (or assignment for the benefit of) its creditors, (ii) if a business is unable to pay its debts, (iii) if a trustee receiver, administrative receiver or similar officer is appointed in respect of all or any material part of the business or its assets; (iv) if a meeting is convened for the purpose of considering a resolution, or other steps are taken for the winding up of the business (otherwise than for the purpose of an amalgamation or reconstruction) or for the making of an administration order or other appointment of an administrator in respect of the business, or any such order or appointment is made or effective resolution is passed to wind up the business.

Whilst D&B uses extensive procedures to maintain the quality of the information we hold, we cannot guarantee that it is always accurate, complete or up to date, and this may affect the Scores and Ratings we publish.

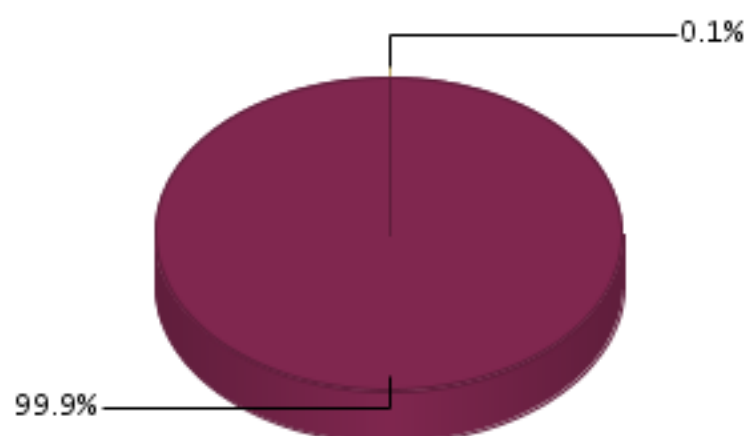
D&B Rating - Industry Sector Comparison

Comparison of Financial Strength

Financial Strength of SOFTCAT LTD: **5A**

Total number of businesses in the industry with known Financial Strength **139,877** of these

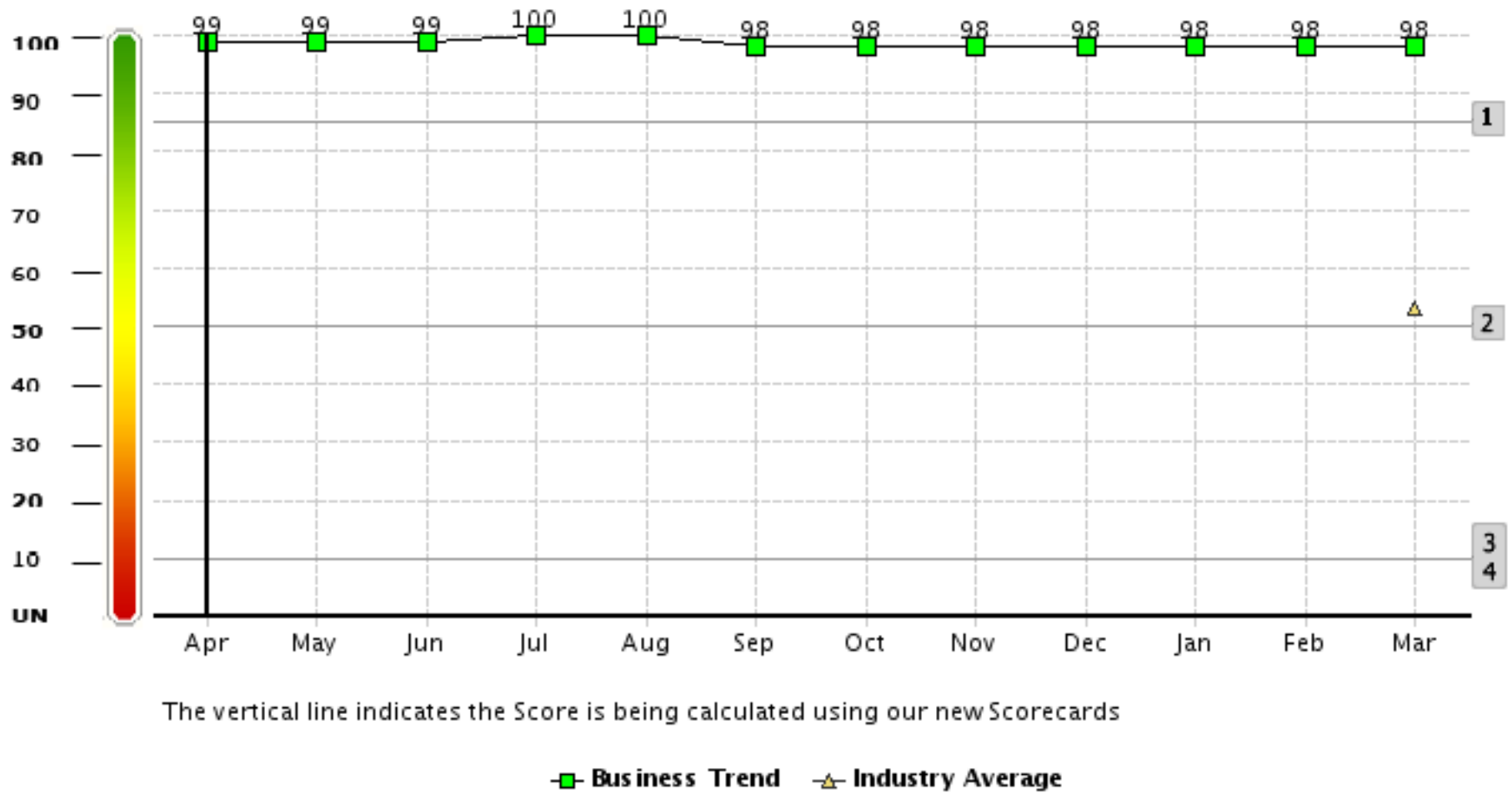
- Business with higher Financial Strength
- Business with same Financial Strength
- Business with Lower Financial Strength



D&B Failure Score Trend - Industry Sector Comparison

History and Industry Comparison of D&B Failure Score

The graph below shows the history of the D&B Failure Score for SOFTCAT LTD over the last 12 months compared to the average for its industry group.

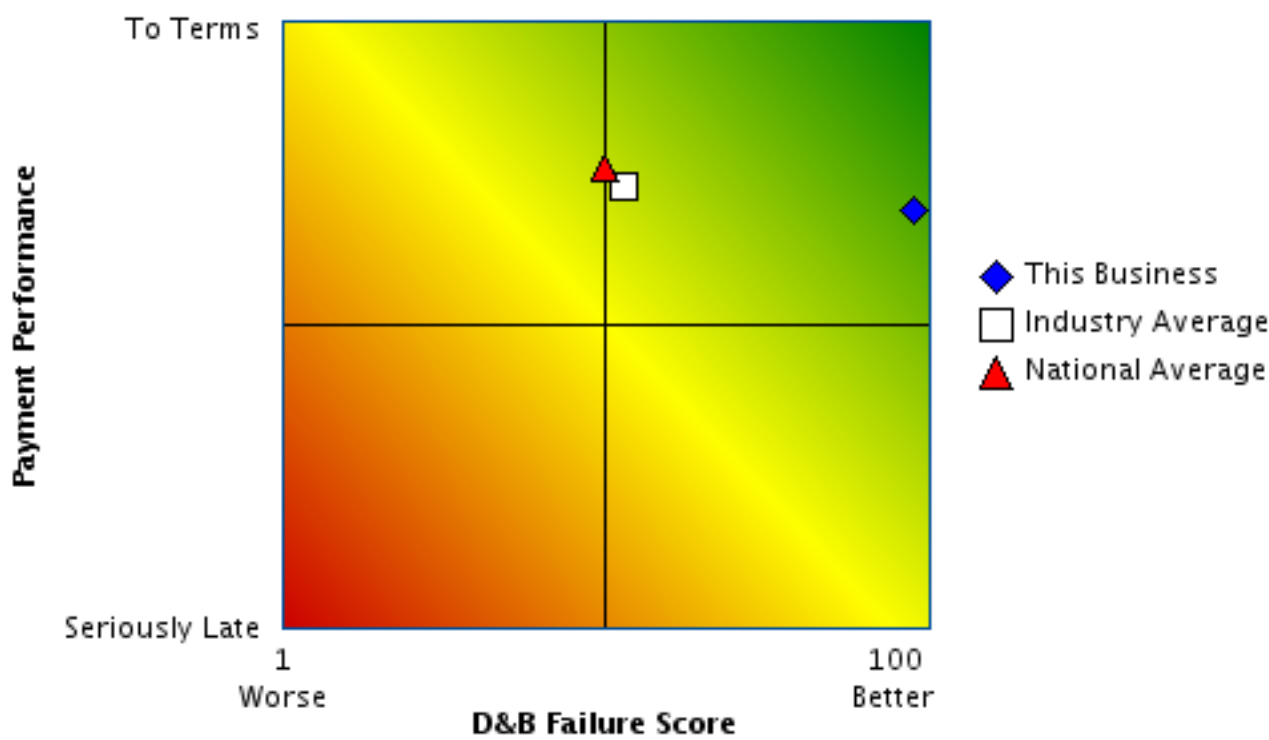


Commentary

- Today's Failure Score of **98** for SOFTCAT LTD can be compared to their industry average of **53**.
- Total number of businesses in the same industry group as SOFTCAT LTD: **188,186**

Risk of Failure and Payment Performance - Industry Sector Comparison

Failure Risk compared to Payment Performance



Commentary

- SOFTCAT LTD pays it's bills on average 16 days beyond terms.
- This is 10 days longer than the national average of 6 days beyond terms.
- When compared to similar businesses SOFTCAT LTD pays slower than the industry average of 11 days beyond terms.
- The D&B failure score of 98 predicts that the risk of failure within the next 12 months for SOFTCAT LTD is minimal.
-

- This compares to an industry average D&B Failure Score this month of 53 and a national average of 50.

Trade Payments

Payment Information

D&B collects in excess of 100 million payment experiences on European businesses each year. The information shown below indicates how SOFTCAT LTD has been paying its bills.

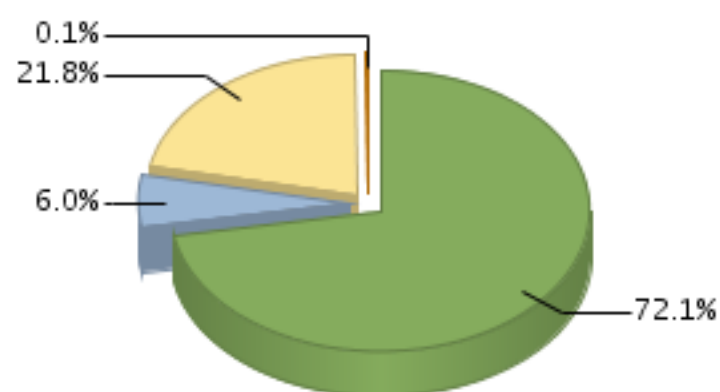
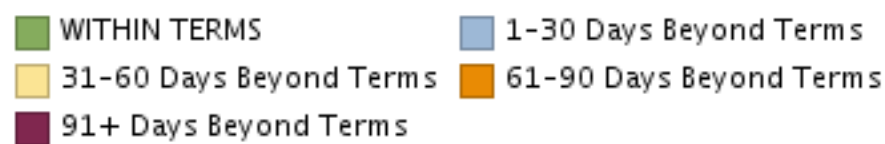
Average Days Beyond Terms	16
Paydex	69
Number of payment experiences (last 12 months)	40
Total Value of Experiences	£ 24,988,500
Average Value of Experiences	£ 624,713

Payment Experiences Summary

Value Bands GBP	Number of Experiences	Total Value GBP	% paid within terms	1-30 days	31-60 days	61-90 days	91+ days
> 100,000	9	24,700,000	72	6	22	-	-
50,000 - 99,999	-	-	-	-	-	-	-
15,000 - 49,999	8	245,000	88	-	-	12	-
5,000 - 14,999	-	-	-	-	-	-	-
1,000 - 4,999	18	42,000	47	29	13	4	7
< 1,000	5	1,500	60	13	27	-	-
Total	40	24,988,500					

In some instances, payment beyond terms can be the result of overlooked or disputed invoices

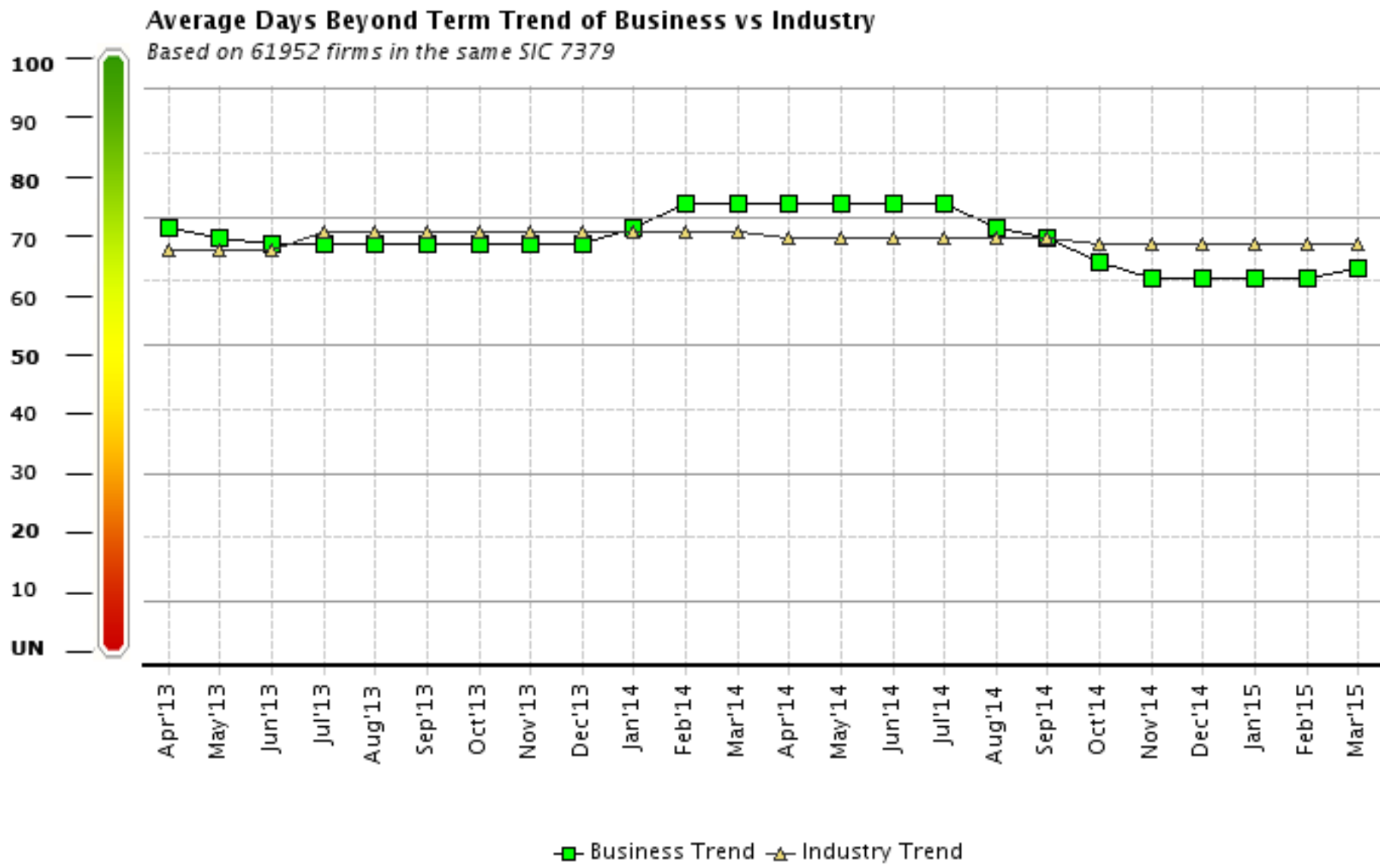
Analysis of Experiences - Reported as being within/beyond terms



Total Value of Experiences=24,988,500 GBP
27.9 % of the value of these experiences was reported as overdue

Payment Industry Comparison

Shown below is an industry comparison based on the 61,952 other businesses in same industry group as SOFTCAT LTD where D&B has payment experiences.



Comparison of Days Beyond Terms and Payment Score

SOFTCAT LTD	Pays 16 days beyond terms.	Paydex of 69
Upper quartile (top 25%)	pays within terms	Paydex of 80
Median (middle 50%)	pays 11 days beyond terms	Paydex of 73
Lower quartile (bottom 25%)	pays 21 days beyond terms	Paydex of 62

Public Filings

Summary

Public Notice information is added to the D&B Database and, if present, will appear in this section. This section was last updated from public sources on 31 Mar 2015.

Legal Filing Summary

Registered Number	2174990
Accounting Reference Date	3107
Latest Annual Return Date	25 May 2014
Latest Accounts Filed	31 Jul 2014

All public notice information has been obtained in good faith from the appropriate public sources.

Judgments

Judgments

Year	Total Judgments	Total Value	Closed Judgments	Value (Closed)
2015	0	0	0	0
2014	0	0	0	0
2013	0	0	0	0
2012	0	0	0	0
2011	0	0	0	0
2010	0	0	0	0
Total	0	0	0	0

Mortgages and Charges

Number of registered charges: 2

Date Registered	CRO Number	Charge Type
29 Jan 2002	2174990	Debenture created 20.01.02/Hsbc Bank plc/(No. 0003).
19 Oct 2001	2174990	Fixed Charge on Purchased Debts Which Fail to Vest and on Other Debts and Floating Charge on the Remainder of Company's Property created 17.10.01/Hsbc Invoice Finance (Uk) Ltd/(No. 0002).

Number of satisfied charges: 3

Date Registered	CRO Number	Charge Type
15 Jul 2014	2174990	(No. 0002)/MR04-(17.10.01)
15 Jul 2014	2174990	(No. 0003)/MR04-(20.01.02)
24 Oct 2003	2174990	(21.06.91)(No.0001)

Special Events

Special Events

Critical legal notice information filed is investigated by D&B Analysts, and where relevant, comment is presented in this section.

- Please be advised that this company has been the victim of an impersonation attempt. This means that another party has used this company's details to obtain goods or services by deception. Please check delivery and contact details carefully, and contact the company direct to confirm orders if in any doubt.

History & Operations

Legal Structure

Legal Form	Private limited company
Date Started	1993
Date of Registration	07 Oct 1987
Registered Number	2174990
Registered office	Solar House Fieldhouse Lane, Marlow, Buckinghamshire SL7 1LW

Summary Issued Capital	94,706 divided into 8,674,863 Ordinary shares of 0.01 each, 607,255 Ordinary A shares of 0.01 each, 188,500 Other shares of 0.01 each,
------------------------	--

Operations

Operating as	SIC Code	NACE Code	UK SIC Code
COMPUTER SERVICES	7379	72.60	72.600

Computer services

Other Operating Details

Employees	602
-----------	-----

Banks

Name	Address	Bank Sort Code
HSBC Bank PLC	46 High St, Marlow Buckinghamshire SL7 1AT.	40-32-19

Principals

Current Principals

There are currently **6** principals. There has been **1** appointment in the last 12 months. There have been **5** resignations.

MR Brian Wallace:

Position	Director
Date Appointed	08 May 2013

Address	Solar House Fieldhouse Lane , Marlow , Buckinghamshire , SL7 1LW
Date of Birth	01 Mar 1954
Nationality	British
Occupation	Chartered Accountant




No other current associations

Peter David John Kelly:







Position	Director
Date Appointed	18 Jan 2013

Address	Oakwood, Manor Road Penn , High Wycombe , Buckinghamshire , HP10 8HY
Date of Birth	25 Jul 1957
Nationality	British
Occupation	Chairman

Other Current Associations

Company Name	Date Appointed
PEERSTREET LTD	20 Jul 2001
MAC RECRUITMENT LTD. 	01 Jul 1997
SATELITE DIGITAL DISTRIBUTION LTD 	08 Nov 1996
COPY FACTORY LIMITED 	04 Jun 1991

Previous Associations


Company Name	Date Appointed	Date Resigned
SEQUIREIT LTD 	03 Jul 2001	25 Mar 2014
SKILLS-ONLINE LTD 	03 Jul 2001	25 Mar 2014
SOFTCAT SERVICES LTD 	24 Apr 2001	25 Mar 2014
WEB RECRUITMENT LTD 	09 Oct 1998	25 Mar 2014
SOFTWARE LICENSING LTD 	19 Jan 1998	25 Mar 2014
SOFTWARE CATALOGUE PLC 	30 Mar 1993	30 Sep 2011

Martin John Hellawell:

Position Director
Date Appointed 24 Mar 2006

Address	15 Bloomfield Road , Highgate , N6 4ET
Date of Birth	07 Mar 1965
Nationality	British
Occupation	Managing Director

Other Current Associations

Company Name	Date Appointed
Mjh 1 Ltd 	13 Oct 2004

MR Colin William Brown:

Position Director
Date Appointed 26 Jun 2013

Address	Solar House Fieldhouse Lane , Marlow , Buckinghamshire , SL7 1LW
Date of Birth	04 Sep 1962
Nationality	British
Occupation	Managing Director

Other Current Associations

Company Name	Date Appointed
Old Foundary MGT Ltd	31 May 2011

MR Graham Charlton:

Position Director
Date Appointed 19 Mar 2015

Address	Solar House Fieldhouse Lane , Marlow , Buckinghamshire , SL7 1LW
Date of Birth	07 Oct 1977
Nationality	British
Occupation	Chief Finance Officer

No other current associations


MR William Kenny:

Position Company Secretary

Date Appointed 26 Sep 2012

Address Solar House Fieldhouse Lane , Marlow , Buckinghamshire , SL7 1LW

No other current associations

 favourable out of business

Previous Principals

MR Richard Anthony Lecoutre (Appointed 25 Jun 2013, Resigned 19 Mar 2015)

Address	Solar House Fieldhouse Lane , Marlow , Buckinghamshire , SL7 1LW
Date of Birth	01 Aug 1970
Nationality	British
Occupation	Chartered Accountant
Date Appointed	25 Jun 2013

No other current associations

Previous Associations

Company Name	Date Appointed	Date Resigned
VOLEX GROUP PENSION SCHEME TRUSTEE LTD	01 Nov 2010	28 Mar 2013
VOLEX EXECUTIVE PENSION SCHEME TRUSTEE LTD	06 Aug 2010	31 Mar 2013

MR David Edward Simpson (Appointed 01 Aug 2001, Resigned 10 Jun 2014)

Address	Badgers , Skirmett , Henley On Thames , Oxfordshire , RG9 6TD
Date of Birth	20 Jul 1971
Nationality	British
Occupation	Commercial Director
Date Appointed	01 Aug 2001

Other Current Associations

Company Name	Date Appointed
THE REALLY BIG PICTURE CO LTD	09 Jan 2012



Previous Associations

Company Name	Date Appointed	Date Resigned
SOFTWARE CATALOGUE PLC 	24 Dec 1997	30 Sep 2011

MR Douglas Fawell Bsc Hon (Appointed 01 Aug 2001, Resigned 10 Jun 2014)

Address	4 Winds Bigfrith Lane , Cookham , Deaw , Bucks , SL6 9PH
Date of Birth	28 Apr 1972
Nationality	British
Occupation	It Director
Date Appointed	01 Aug 2001

No other current associations**Previous Associations**

Company Name	Date Appointed	Date Resigned
SOFTWARE CATALOGUE PLC 	22 Jan 1998	30 Sep 2011


William James Kenny (Appointed 01 May 1996, Resigned 10 Jun 2014)

Address	Holly Lodge , Ibstone Common , Oxfordshire , HP14 3XT
Date of Birth	26 Apr 1964
Nationality	Irish
Occupation	Chartered Accountant
Date Appointed	01 May 1996

Other Current Associations

Company Name	Date Appointed
SEQUIREIT LTD 	03 Jul 2001
SKILLS-ONLINE LTD 	03 Jul 2001
SOFTCAT SERVICES LTD 	24 Apr 2001
SOFTWARE LICENSING LTD 	19 Jan 1998
SATELITE DIGITAL DISTRIBUTION LTD 	08 Nov 1996
MAC RECRUITMENT LTD. 	01 Nov 1996
SOFTWARE CATALOGUE PLC 	22 Jul 1996

Previous Associations

Company Name	Date Appointed	Date Resigned
PEERSTREET LTD	20 Jul 2001	13 Mar 2014
WEB RECRUITMENT LTD 	09 Oct 1998	25 Mar 2014

David Ridgway (Appointed 31 Jul 2007, Resigned 10 Jun 2014)

Address	110b High Street , Tetsworth , Oxfordshire , OX9 7AE
Date of Birth	27 Dec 1973
Nationality	British
Occupation	Sales Director
Date Appointed	31 Jul 2007

No other current associations

MR John Alfred Stoddard Nash (Appointed 28 Nov 2002, Resigned 14 Jan 2013)

Address	The Old Rectory , Ewelme , Wallingford , Oxfordshire , OX10 6HP
Date of Birth	22 Mar 1949
Nationality	British
Occupation	Venture Capitalist
Date Appointed	28 Nov 2002

Other Current Associations

Company Name	Date Appointed
THE CENTRE FOR POLICY STUDIES POLICY FOUNDATION 	21 Sep 2006
HOTEL EXTENSIONS LTD	08 Feb 2005
Management Opportunities II Ltd 	29 Jan 2002
REGENT SQUARE ESTATES LTD 	14 Jan 2002
Sovereign Capital Partners (Scp) Ltd 	06 Jun 2001
Environmental Energy Ltd 	04 Jun 2001
Regent Square Estates Group Ltd 	30 Jun 1997
Nash,Sells & Partners Ltd 	24 Oct 1995
STOURBRIDGE PROPERTIES LTD	31 Jul 1992
N S P LTD 	05 Sep 1991

GOOD VENTURE LTD 	04 Sep 1991
CHILD DEVELOPMENT GROUP LTD 	25 Jan 1991
A M O GENERAL PARTNER LTD 	30 Jan 1990

Previous Associations

Company Name	Date Appointed	Date Resigned
W K Crematoria Ltd	17 Sep 2010	22 Mar 2013
Westerleigh Group Holdings Ltd	15 Feb 2008	22 Mar 2013
COTHILL EDUCATIONAL TRUST	13 Mar 2006	14 Jul 2009
SOVEREIGN CAPITAL MANAGEMENT SERVICES LTD	30 Nov 2004	10 Jan 2013
SOVEREIGN CAPITAL PARTNERS LLP	30 Sep 2004	10 Jan 2013
CENTRE FOR POLICY STUDIES LTD	10 Dec 2003	21 Jan 2013
WESTERLEIGH CREMATORIA LTD	05 Nov 2003	15 Feb 2008
SIGNATURE HOTEL GROUP LTD	30 Oct 2002	20 Sep 2013
Shipton Energy Ltd 	05 Jun 2001	01 Apr 2005
POPLAR 600 LTD	03 May 2001	13 Sep 2007
CARE UK LIMITED	04 Mar 1994	27 Apr 2010
Sovereign Capital Ltd 	25 Jan 1992	10 Jan 2013
MANAGEMENT OPPORTUNITIES LTD	31 Dec 1991	10 Jan 2013

MRS Leanne Orr (Appointed 29 Jun 2011, Resigned 26 Sep 2012)

Address	Solar House Fieldhouse Lane , Marlow , Buckinghamshire , SL7 1LW
---------	--

Date Appointed 29 Jun 2011


No other current associations

Joanna Jayne Paish (Appointed 06 Mar 2003, Resigned 31 Oct 2007)

Address	11 Eastern Dene , Hazlemere , Buckinghamshire , HP15 7BT
Date of Birth	11 Dec 1969
Nationality	British
Occupation	Hr Director
Date Appointed	06 Mar 2003

Other Current Associations

Company Name	Date Appointed
MAC RECRUITMENT LTD. 	10 Sep 1999

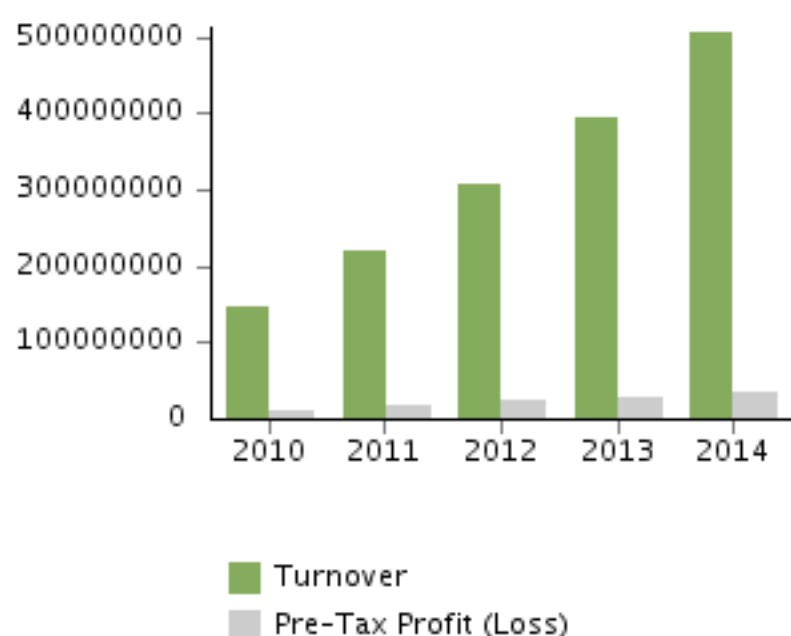
 favourable out of business

Financial Statements

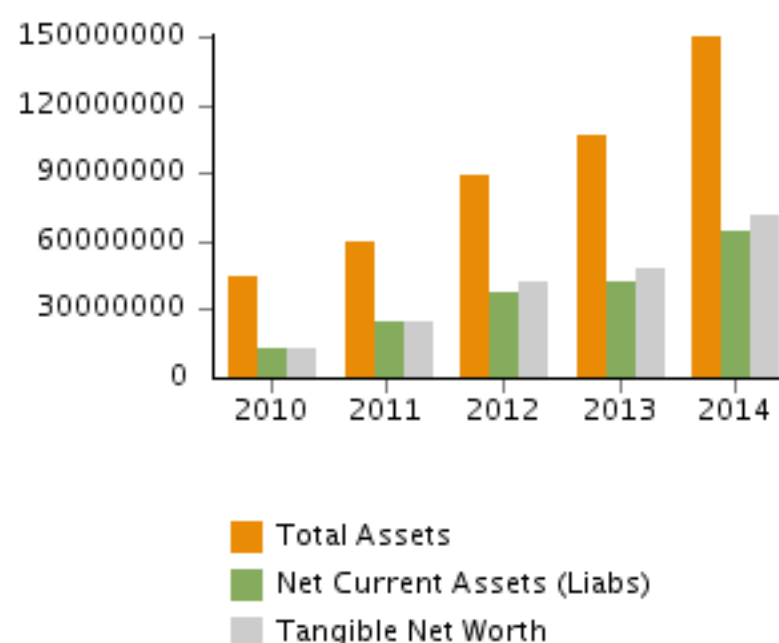
Financial Summary

	Fiscal Non consolidated GBP 31 Jul 2014	Fiscal Non consolidated GBP 31 Jul 2013	Fiscal Non consolidated GBP 31 Jul 2012	Fiscal Non consolidated GBP 31 Jul 2011	Fiscal Non consolidated GBP 31 Jul 2010
Sales Turnover	504,797,009	395,755,868	307,504,992	219,228,118	145,751,401
Profit / (Loss) Before Taxes	35,630,315	27,587,153	22,730,986	16,347,708	10,023,001
Equity Shareholders Funds	72,299,088	48,358,531	41,691,056	25,033,564	13,166,833
Tangible Net Worth	71,776,412	48,358,531	41,691,056	25,033,564	13,166,833
Total Fixed Assets	7,664,702	6,684,386	4,696,741	706,274	437,392
Total Assets	150,061,419	106,954,044	89,167,788	59,769,830	45,045,062
Total Current Assets	142,396,717	100,269,658	84,471,047	59,063,556	44,607,670
Total Current Liabilities	77,762,331	58,536,013	47,060,232	34,728,803	31,860,107
Net Current Assets (Liabilities)	64,634,386	41,733,645	37,410,815	24,334,753	12,747,563
Long Term Debt	-	59,500	416,500	7,463	18,122
Employees	602	488	387	281	214

Profit and Loss Summary Chart



Balance Sheet Summary Chart



Profit And Loss Accounts

	Fiscal Non consolidated GBP 31 Jul 2014	Fiscal Non consolidated GBP 31 Jul 2013	Fiscal Non consolidated GBP 31 Jul 2012	Fiscal Non consolidated GBP 31 Jul 2011	Fiscal Non consolidated GBP 31 Jul 2010
Net Sales	504,797,009	395,755,868	307,504,992	219,228,118	145,751,401
Cost of sales	416,276,134	325,245,029	250,914,947	175,921,917	117,232,649
Gross Profit / (loss)	88,520,875	70,510,839	56,590,045	43,306,201	28,518,752
General Expenses	52,993,337	43,005,129	33,994,319	27,016,509	18,485,997

Net Operating Income	35,527,538	27,505,710	22,595,726	16,289,692	10,032,755
Interest receivable / non group interest	102,777	81,443	135,260	58,525	46,068
Total Financial Income	102,777	81,443	135,260	58,525	46,068
Interest Payable	-	-	-	509	55,822
Total Financial Expenses	0	0	0	509	55,822
Profit / (Loss) Before Taxes	35,630,315	27,587,153	22,730,986	16,347,708	10,023,001
Corporation Tax	-	6,403,852	5,826,357	4,833,707	2,971,702
Prior Adjustment of corporation tax	-	38,463	6,149	(9,648)	(7,802)
Total Corporation Tax	8,277,820	6,442,315	5,832,506	4,824,059	2,963,900
Deferred Taxation	-	29,244	(529,906)	(10,659)	(2,684)
Total Other Tax	0	29,244	(529,906)	(10,659)	(2,684)
Profit / (Loss) After Taxes	27,352,495	21,115,594	17,428,386	11,534,308	7,061,785
Net Income	27,352,495	21,115,594	17,428,386	11,534,308	7,061,785
Dividends	4,779,321	17,267,266	2,065,825	0	9,000,702
Retained Profit for the year	22,573,174	3,848,328	15,362,561	11,534,308	(1,938,917)
Reconciliation					
Retained Earnings at start of year	48,235,165	43,626,691	27,754,710	16,064,365	18,003,282
Retained Profit for the year	22,573,174	3,848,328	15,362,561	11,534,308	(1,938,917)
Other Additions	241	734,891	915,798	156,037	-
Retained Earnings at end of year	70,808,580	48,209,910	44,033,069	27,754,710	16,064,365
NOTES					
Payroll	22,761,647	19,321,564	15,289,693	12,283,466	8,240,662
Depreciation	1,778,405	1,109,509	474,575	237,387	272,461
Directors Remuneration	1,868,614	1,940,185	1,495,623	1,851,291	1,452,477
Audit Fee	47,500	28,800	28,800	25,000	25,000
Non Audit Fee	93,794	9,400	9,400	27,925	6,200
Number of Employees	602	488	387	281	214
Auditors Remuneration	141,294	38,200	38,200	52,925	31,200

Balance Sheet

	Fiscal Non consolidated GBP 31 Jul 2014	Fiscal Non consolidated GBP 31 Jul 2013	Fiscal Non consolidated GBP 31 Jul 2012	Fiscal Non consolidated GBP 31 Jul 2011	Fiscal Non consolidated GBP 31 Jul 2010
FIXED ASSETS					
Other Intangibles	522,676	-	-	-	-
Total Intangible Assets	522,676	-	-	-	-
Land & Buildings	3,826,589	3,764,648	3,196,541	-	-
Fixtures & Equipment	2,780,547	2,919,733	1,500,195	706,269	369,635
TANGIBLE FIXED ASSETS	6,607,136	6,684,381	4,696,736	706,269	369,635
Long Term Investments	2	5	5	5	67,757
Other long term assets	534,888	-	-	-	-
Total Fixed Assets	7,664,702	6,684,386	4,696,741	706,274	437,392
CURRENT ASSETS					
Other	4,481,569	4,278,860	1,468,198	1,040,369	831,215
Stock & work in progress	4,481,569	4,278,860	1,468,198	1,040,369	831,215
Cash at bank / in hand	37,720,410	8,675,884	12,281,984	9,016,085	13,675,719

Trade Debtors	91,965,729	78,683,740	64,634,419	45,961,062	29,090,604
Other receivables	70,144	732,652	796,782	138,618	131,157
Prepayments	5,702,125	5,943,412	4,598,051	2,897,822	869,375
Tax recoverable	-	652,769	682,013	-	-
Other Current assets	2,456,740	1,302,341	9,600	9,600	9,600
Total Current Assets	142,396,717	100,269,658	84,471,047	59,063,556	44,607,670
CURRENT LIABILITIES					
Trade Creditors	48,081,972	34,619,874	21,918,331	15,396,705	14,693,126
Accruals / Deferred Income	20,771,037	14,473,276	11,501,357	9,551,170	6,940,497
Bank loans & overdrafts	-	-	2,177,761	3,073,853	5,384,613
Tax & Social Security	8,909,322	9,442,863	11,462,783	6,707,075	4,774,119
Amounts due to group companies	-	-	-	-	67,752
Total Current Liabilities	77,762,331	58,536,013	47,060,232	34,728,803	31,860,107
Net Current Assets (Liabilities)	64,634,386	41,733,645	37,410,815	24,334,753	12,747,563
Total Assets less Current Liabilities	72,299,088	48,418,031	42,107,556	25,041,027	13,184,955
LONG-TERM LIABILITIES					
Deferred Taxation	-	-	-	7,463	18,122
Other long term liabilities	-	59,500	416,500	-	-
Total Long Term Liabilities	-	59,500	416,500	7,463	18,122
Net Assets	72,299,088	48,358,531	41,691,056	25,033,564	13,166,833
Net Worth / Shareholders Funds					
Issued Share Capital	95,047	64,923	61,310	61,310	61,310
Share Premium Account	2,864,899	1,520,230	57,393	57,393	57,393
Reserves	(1,469,438)	(1,436,532)	(2,460,716)	(2,839,849)	(3,016,235)
Retained Earnings / Profit & Loss Account	70,808,580	48,209,910	44,033,069	27,754,710	16,064,365
Equity Shareholders Funds	72,299,088	48,358,531	41,691,056	25,033,564	13,166,833
Tangible Net Worth	71,776,412	48,358,531	41,691,056	25,033,564	13,166,833
Notes to the Balance Sheet					
Highest Paid Director	387,197	461,310	591,197	592,142	637,162
Guarantees given to pay off indebtedness	No	No	No	No	No
Operating Lease Commitments Plant & Machinery (or other)	1,756,428	-	-	-	-
Operating Lease Commitments Land & Building	-	386,071	555,762	501,344	439,964
Total Operating Lease Commitments	1,756,428	386,071	555,762	501,344	439,964
Average Payment Time (days)	-	-	44	-	-

AUDITORS/REGISTRARS:

Ernst & Young LLP, Apex Plaza, Forbury Rd, Reading, BerkshireRG1 1YE

Cash Flow Statement

	31 Jul 2014	31 Jul 2013	31 Jul 2012	31 Jul 2011	31 Jul 2010
Cash Inflow from Operating Activities	35,672,677	22,856,744	14,596,748	1,458,502	8,940,681
Returns on investment & servicing of finance	(2,049,048)	81,443	135,260	58,016	(9,754)
Taxation	-	(5,200,000)	(4,389,806)	(3,473,237)	(2,256,343)
Capital Expenditure & Financial Investment	-	(3,097,154)	(4,493,519)	(568,541)	(151,222)
Dividends paid	(4,766,590)	(17,267,266)	(2,065,825)	-	(9,000,702)
Cash Inflow (outflow) before use of liquid assets & financing	28,857,039	(2,626,233)	3,782,858	(2,525,260)	(2,477,340)
Management of liquid resources	-	1,197,894	379,133	-	-
Financing	187,487	-	-	176,386	170,619
Increase (Decrease) in cash in the year	29,044,526	(1,428,339)	4,161,991	(2,348,874)	(2,306,721)

Key Financial Ratios

	31 Jul 2014	31 Jul 2013	31 Jul 2012	31 Jul 2011	31 Jul 2010
Profitability					
Profit Margin (%)	7.1	7	7.4	7.5	6.9
Shareholders' Return (%)	49.6	57	54.5	65.3	76.1
Return On Capital (%)	49.3	57	54	65.3	76
Return On Assets (%)	23.7	25.8	25.5	27.4	22.3
Financial Status					
Acid Test (x)	1.8	1.6	1.8	1.7	1.4
Current Ratio (x)	1.8	1.7	1.8	1.7	1.4
Solvency Ratio (%)	108.3	121.2	113.9	138.8	242.1
Fixed Assets/Net Worth (%)	9.2	13.8	11.3	2.8	2.8
Current Liabilities/Net Worth (%)	108.3	121	112.9	138.7	242
Current Liabilities/Stocks (%)	1,735.2	1,368	3,205.3	3,338.1	3,833
Asset Utility					
Stock Turnover Rate	112.6	92.5	209.4	210.7	175.3
Collection Period (days)	66.5	72.6	76.7	76.5	72.9
Asset Turnover (%)	336.4	370	344.9	366.8	323.6
Sales / Net Working Capital (x)	7.8	9.5	8.2	9	11.4
Assets / Sales (%)	29.7	27	29	27.3	30.9
Creditors / Sales (days)	34.8	31.9	26	25.6	36.8
Employee					
Capital / Employee*	120.1	99.2	108.8	89.1	61.6
Sales / Employee*	838.5	811	794.6	780.2	681.1
Profit / Employee*	59.2	56.5	58.7	58.2	46.8
Employee Average Wage*	37.8	39.6	39.5	43.7	38.5

(* in 000's)

Growth Rates

	2014 vs 2013	2014 vs 2012	2014 vs 2011	2014 vs 2010
Turnover	27.55	64.16	130.26	246.34
Gross Profit	25.54	56.42	104.41	210.4
Net Operating Profit	29.16	57.23	118.1	254.12
Profit Before Tax	29.16	56.75	117.95	255.49
Profit After Tax	29.54	56.94	137.14	287.33
Net Profit for the year	486.57	46.94	95.7	1,264.22
Number of Employees	23.36	55.56	114.23	181.31
Profit / Employee	4.78	0.85	1.72	26.5
Current Assets	42.01	68.57	141.09	219.22
Total Assets	39.82	67.7	150.19	231.98
Current Liabilities	32.85	65.24	123.91	144.07
Net Current Assets (Liabilities)	54.87	72.77	165.61	407.03
Total Assets less Current Liabilities	49.32	71.7	188.72	448.35
Long Term Liabilities	(100)	(100)	(100)	(100)
Net Assets	49.51	73.42	188.81	449.1

Financial Notes / Opinions

Year	Unfavourable	Financial Notes / Opinions
31 Jul 2014	No	-
31 Jul 2013	No	-
31 Jul 2012	No	-
31 Jul 2011	No	-
31 Jul 2010	No	-

Associations

All Credit Files Created from this D&B Live Report

Company Name - D&B	Type	Status	Date Created
SOFTCAT LTD	Snapshot D-U-N-S Number 39-733-3253	Saved	23/02/2015 10:56 AM GMT
SOFTCAT LTD	Snapshot D-U-N-S Number 39-733-3253	Saved	04/03/2015 05:33 PM GMT
SOFTCAT LTD	Snapshot D-U-N-S Number 39-733-3253	Saved	12/03/2015 11:14 AM GMT

All Credit Files with Same D-U-N-S® Number as this D&B Live Report

Company Name - D&B	Type	Status	Date Created
SOFTCAT LTD	Snapshot D-U-N-S Number 39-733-3253	Saved	23/02/2015 10:56 AM GMT
SOFTCAT LTD	Snapshot D-U-N-S Number 39-733-3253	Saved	04/03/2015 05:33 PM GMT
SOFTCAT LTD	Snapshot D-U-N-S Number 39-733-3253	Saved	12/03/2015 11:14 AM GMT

Your Information

Your Information

Record additional information about this company to supplement the D&B information.

Note: Information entered in this section will not be added to D&B's central repository and will be kept private under your user ID. Only you will be able to view the information.

Account Number	
Endorsement/Billing Reference *	joeldo@softcat.com
Central Account Reference	SOF059
Sales Representatives	
Credit Limit	
Total Outstanding	

This information may not be reproduced in whole or in part by any means of reproduction.