

Carbon Reduction Plan

Supplier Name: Softcat Plc

Publication Date: 01.10.2023

Version: 4.0

Commitment to achieving Net Zero

Softcat is committed to achieving a 45% reduction in its gross emissions (based on FY21 baseline). Then to be net Zero greenhouse gas (GHG) emissions across its supply/value chain by 2040. The 2040 goal will mean Softcat will be Net Zero 10 years before the UK commitment to the Paris Agreement. Both near term (2030) and long term (2040)

Baseline Emissions Footprint

Baseline emissions are a record of the greenhouse gases that have been produced in the past and were produced before the introduction of any strategies to reduce emissions. Baseline emissions are the reference point against which emissions reduction can be measured.

Softcat is using its FY21 – (August 1st, 2020, to July 31st, 2021) as its baseline year for this carbon reduction plan. Softcat reported its scope one and scope two emissions this year.

Next emission reporting date – October 2023.

Baseline Year: FY21 – (August 1st, 2020 to July 31st 2021)	
Additional Details relating to the Baseline Emissions calculations.	
Scope 1 and 2 emissions were calculated for the baseline year of FY21 based on primary data. Scope 3 emissions were recorded for the baseline year by calculating these for FY21 using spend-based and volume-based data.	
Baseline year emissions:	
EMISSIONS	TOTAL (tCO₂e)
Scope 1	82
Scope 2	304
Scope 3 (Included Sources)	212,577 Scope 3 categories included: 1: Purchased Goods and Services 3: Fuel and Energy-Related Activities Not Included in Scope 1 or Scope 2 4: Upstream Transportation and Distribution 5: Waste Generated in Operations 6: Business Travel 7: Employee Commuting 11: Use of Sold Products 12: End-of-Life Treatment of Sold Products 13: Downstream Leased Assets
Total Emissions	212,963

Total <u>NET</u> Emissions	212,307
-----------------------------------	----------------

Current Emissions Reporting

Reporting Year: FY22 (Aug 1st, 2021– July 31st 2022)	
EMISSIONS	TOTAL (tCO₂e)
Additional Details relating to the Baseline Emissions calculations.	
Scope 1 and 2 emissions were calculated for FY22 using primary data. Scope 3 emissions were recorded for the baseline year by calculating these for FY21 using spend-based and volume-based data.	
Scope 1	229
Scope 2	334
Scope 3 (Included Sources)	383,014 Scope 3 categories included : 1: Purchased Goods and Services 3: Fuel and Energy-Related Activities Not Included in Scope 1 or Scope 2 4: Upstream Transportation and Distribution 5: Waste Generated in Operations 6: Business Travel 7: Employee Commuting 11: Use of Sold Products 12: End-of-Life Treatment of Sold Products 13: Downstream Leased Assets
Total Emissions	383,577
Total <u>NET</u> Emissions	382,274

Emissions reduction targets

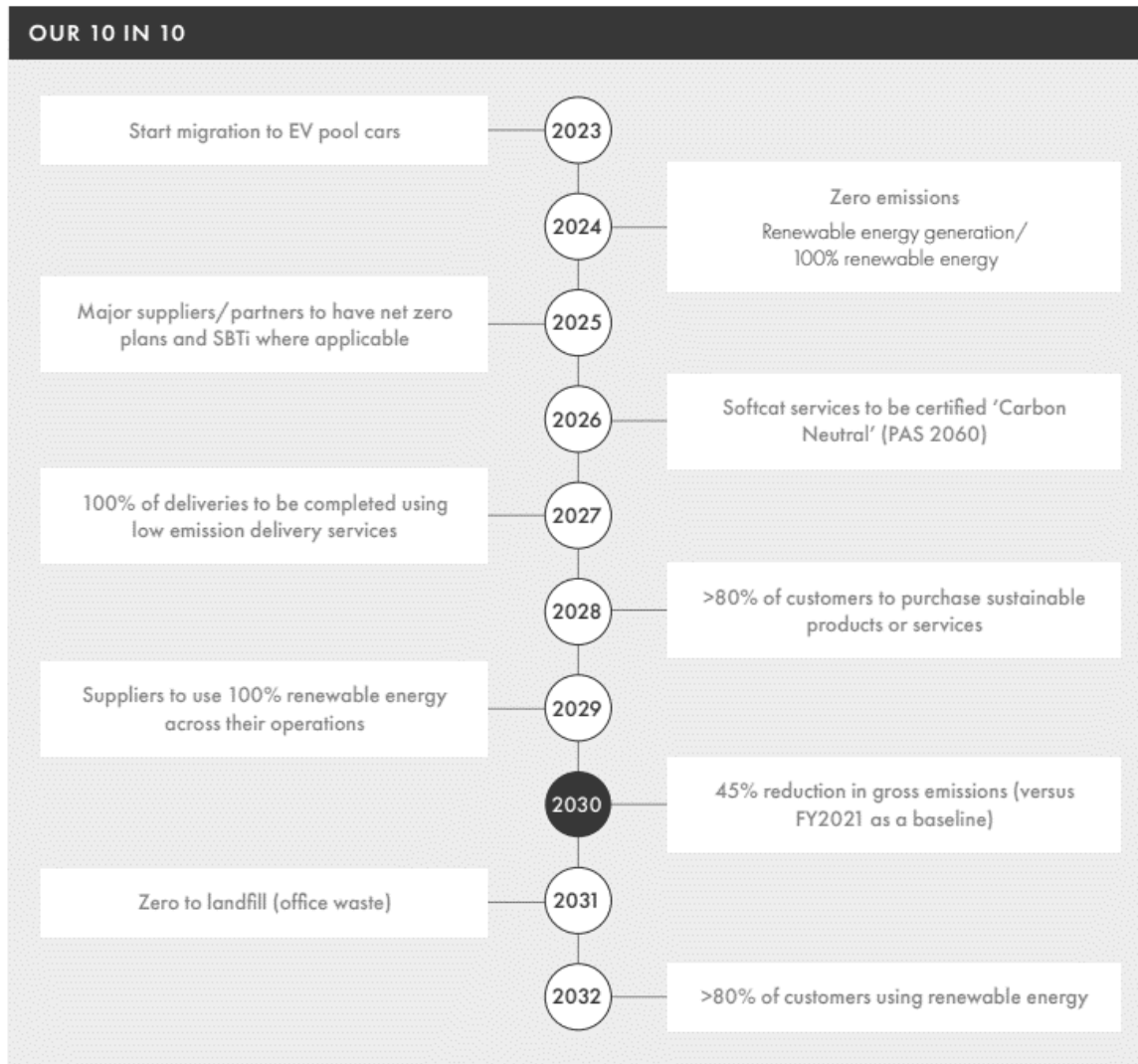
In order to continue Softcat's progress toward achieving Net Zero, we have adopted the following carbon reduction targets.

- **2022** – Carbon Neutral across all Scope 1,2 & 3 (Operational Waste. Employee Commuting & Business Travel)
- **2024** – 100% 'Certified' green energy to be used across all Softcat offices.
- **2030** – 45% Reduction of gross emissions against baseline year (Approved SBTi 'Near Term' goal)
- **2040** – 90% Reduction of gross emissions – supporting Softcat's goal of a Net Zero Value Chain. (Approved SBTi's Long Term goal)*

*For further information around Softcat's science-based targets information please visit the following link: [Click Here](#)

10 in 10 Sustainability Targets

Softcat wanted to go one step further than its communicated 2022, 2024, 2030 and 2040 targets. So Softcat has created what it has named it's '10 in 10'. Ten targets across ten years



Scope One & Two Emissions

The below table provides scope 1 & 2 emission data since 2017. Over the past five years, Softcat has increased its revenue and doubled in headcount. In FY22 Softcat have seen an increase in its emissions due to several factors. One of the contributing factors for the increase is the continued efforts to mature the accuracy of Softcat's emissions calculations. In 2023 Softcat will see a further reduction of over 50% as it moves to its 100% EV pool fleet and 100% renewable energy. This demonstrates Softcat's commitment to carbon reduction and how the company is working to decouple its emissions from its economic growth.

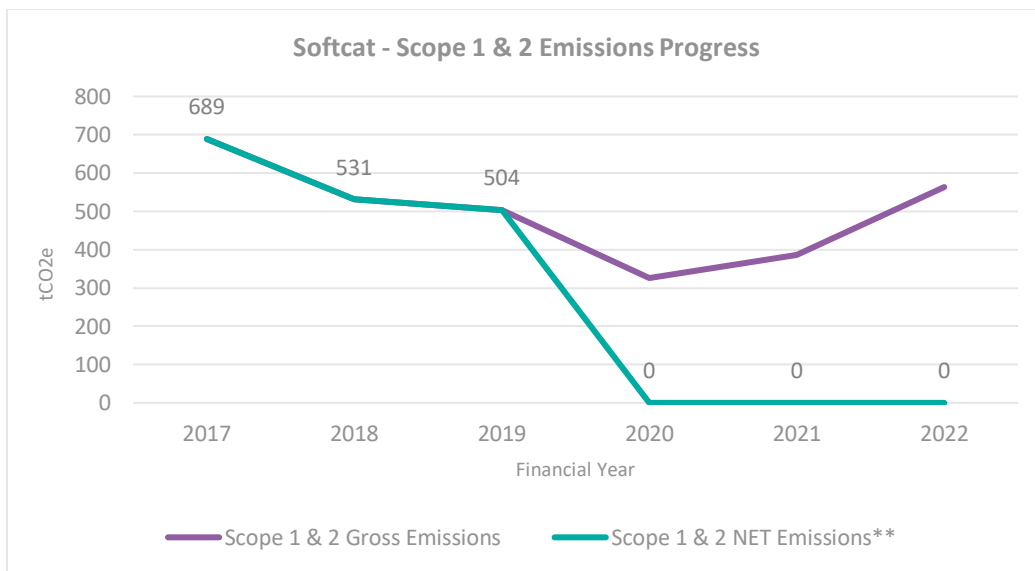
Per Annum (Scope 1&2)						
	2017	2018	2019	2020	2021	2022
Scope One (S1)*	176	194	215	68	82	229

Scope Two (S2)*	513	337	289	258	304	334
Total CO² (Ton)*	689	531	504	326	386	563
tCO²e/£m*	0.83	0.49	0.51	0.3	0.2	0.21
tCO²e/employees*	0.67	0.46	0.39	0.22	0.23	0.28
No of Employees	1,046	1,188	1,330	1,534	1,681	1,921
Revenue (£000)	£832.50	£1,081.70	£1,414.10	£1,646.20	£1,938.00	£2,507.50
S1 + S2 Net Emissions**	689	531	504	0	0	0

*Gross emission figures before offsetting. **Emission figures taking into account for offsetting.

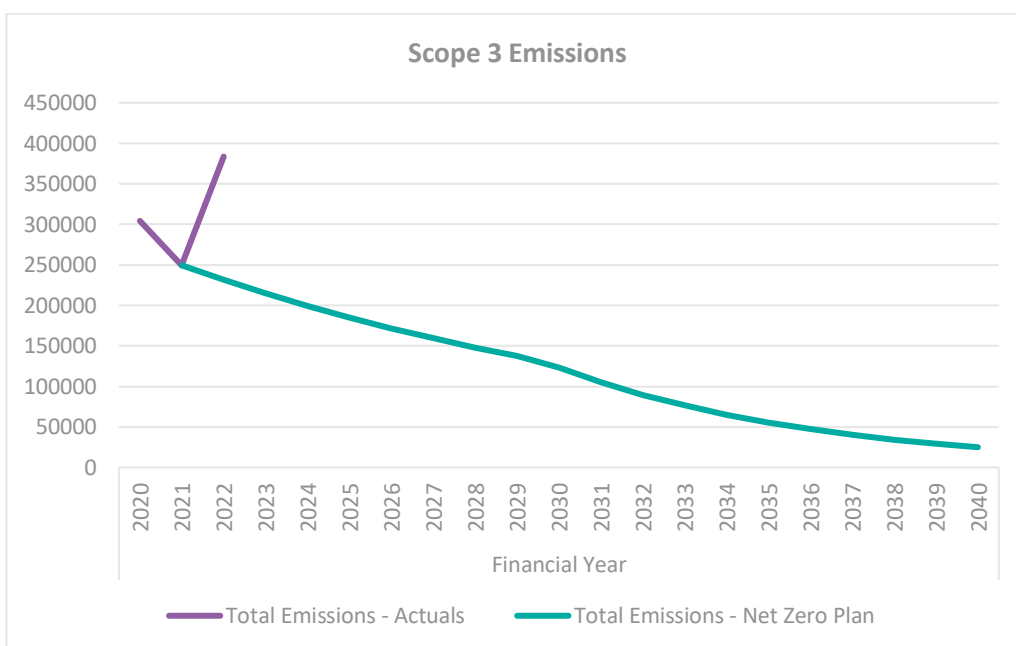
Net Emissions

Progress against these targets can be seen in the graph below:



Softcat continues to make progress in maturing emissions measurements and offsetting. Due to the COVID-19 pandemic and the continued company growth. Softcat has seen an increase in emissions however the scope 1 & 2 emissions have decoupled compared to Softcat's growth in revenue.

Softcat Total Emissions



Softcat have seen an increase in its Scope 3 emissions due an increase in hardware sales in FY22. Softcat will continue to work with its supply chain to review the products and services it makes available for its customers to purchase.


Carbon Reduction Projects

Carbon Reduction Initiatives Progress

The following environmental management measures and projects have been completed or implemented since the 2021 baseline. The carbon emission reduction achieved by these schemes equates to 268 tCO₂e, a 55% reduction against the 2019 baseline, and the measures will be in effect when performing the contract.

Softcat has several carbon reduction initiatives in place and is constantly working to reduce its emissions where possible. Softcat has committed to 1.5°C Science Based Target to support its ongoing works around emission reduction and evidence its commitment to the environment.

Activity	Progress
Reduction in printing across all offices using printing software solutions	● ● ● ● ●
Reduce energy consumption through new, efficient, lighting and technology, throughout all offices	● ● ● ● ●
Electric vehicle chargers at Marlow HQ for use of staff, visitors and pool cars	● ● ● ● ●
All single use plastic cups and cutlery removed from all offices	● ● ● ● ●
Secure WEEE/Recycling of internal IT when no longer required	● ● ● ● ●
Investment in new collaboration solutions across all offices to reduce internal business travel	● ● ● ● ●
CDP Disclosure for FY21 (Including all scopes)	● ● ● ● ●
Hybrid working policy introduced so that employees can work remotely reducing employee commuting by approximately 40%	● ● ● ● ●
ISO 14001 Environmental Management ISO 50001 Energy Management	● ● ● ● ●
Softcat has approved near and long-term science-based emissions reduction targets with the SBTi	● ● ● ● ●
Installation of power meters across all Softcat offices to get accurate power usage data to support reduction plans	● ● ● ● ●
Direct delivery to customers from Softcat's suppliers with no middle management which results in minimal logistics emissions	● ● ● ● ●
Promotion of remote professional services engagements where possible to reduce business travel. Softcat will plant a tree for each remote engagement taken. Softcat will plant approx. 6,000 trees for the remote engagements delivered in FY20	● ● ● ● ●
Migration to 100% Electric Vehicles for our pool car fleet (March 2023)	● ● ● ● ●
Launch of Enexo (Softcat's sustainability platform) to aid customers to manage their emissions	● ● ● ● ●
Integration of a Bumblebee Biodiversity Conservation Project	● ● ● ● ●
Adoption of sustainably made clothing	● ● ● ● ●
Certified green energy to be used across all Softcat office locations	● ● ● ○ ○
Supply Chain Review, including all vendors, suppliers, and partners	● ● ○ ○ ○
Reduction in business travel (client and supplier meetings)	● ● ○ ○ ○



- **Flexible Working**

The introduction of flexible working across the Softcat employee base means employees work remotely on average two days per week. Softcat has seen a reduction of up to 40% of emissions generated from employee commuting.

- **Infrastructure & Energy Usage**

Softcat has always prided itself on its infrastructure and on providing its employees with the tools required to work to the best of its abilities. Investing in equipment which allows employees to work remotely, as well as collaboration solutions to remove the need for desk phones and increasing the number of meeting rooms with the latest VC technology will help reduce the amount of travel for internal meetings as well as customers. This will again result in reducing business travel and support Softcat commitment to carbon reduction. Softcat has also gone through a 'Digital Sustainability Assessment' to provide details around emissions created across the IT estate, enabling better procurement and future strategic decisions.

- **EV Car Charging & EV Schemes**

Softcat has expanded its installation of EV chargers at the Marlow HQ office to a total of 24 chargers. This supports the charging of the current pool of cars and the growing number of employees that have taken electric vehicles through Softcat's EV employee benefits scheme. Softcat is also working to ensure that by the end of FY23, all offices will have EV onsite EV charging for employees, pool cars and visitors (where possible). All of this contributes to Softcat's efforts in the reduction of business travel and employee commuting emissions.

- **EV Pool Fleet**

Over the past four years, Softcat has invested in several EV pool cars employees use when visiting customers. In March 2023, Softcat will take delivery of 15 electric vehicles, which will replace all existing fossil-fuelled cars. The implementation of the EV pool fleet will see a saving of over 80 tons of CO₂e per year.

- **Green Energy**

Softcat is committed to using certified green energy across all its UK locations by 2024, and Softcat is confident that this target will be delivered by 2023, if not earlier. Working with energy suppliers and landlords, Softcat is purchasing sustainable energy and is in the final stages of securing permissions for solar power at its Marlow HQ. Along with its efforts to reduce energy consumption across its location, this will assist in the overall net reduction of over 300 tons of CO₂e annually.

- **Enexo**

Enexo is Softcat's sustainability platform, developed to support its customers in calculating their scope 1,2 & 3 emissions. The tool's primary purpose is not only to help organisations measure, manage and minimise their emissions, but also to help Softcat and the Enexo community manage and measure their supply chain as well other offerings around sustainable education.

Future Emission Reduction Works

There are also several projects being planned that will be delivered over the coming financial year. All of these projects will continue to support the reduction of emissions across the business, which will help our customer base.

- Sustainability Supply Chain review/scoring platform to ensure ongoing improvement and reporting (FY23)
- Softcat' Sustainability/Responsibility Framework'. (FY23)
- Consolidated/wave delivery services for its customers to reduce the number of single shipments. (FY23/24)
- Sustainability education for employees across the business. (FY23)
- Emissions reporting for customers (FY23)
- Certified PAS2060 services (FY23)

Above data correct as of 01.12.2022

Declaration and Sign Off

This Carbon Reduction Plan has been completed in accordance with PPN 06/21 and associated guidance and reporting standard for Carbon Reduction Plans.

Emissions have been reported and recorded in accordance with the published reporting standard for Carbon Reduction Plans and the GHG Reporting Protocol corporate standard¹ and uses the appropriate Government emission conversion factors for greenhouse gas company reporting².

Scope 1 and Scope 2 emissions have been reported in accordance with SECR requirements, and the required subset of Scope 3 emissions have been reported in accordance with the published reporting standard for Carbon Reduction Plans and the Corporate Value Chain (Scope 3) Standard³.

This Carbon Reduction Plan has been reviewed and signed off by the board of directors (or equivalent management body).

Signed on behalf of the Supplier:



LUKE THOMAS, COMPANY SECRETARY, SOFTCAT PLC

Date: **01 OCTOBER 2023**

¹ <https://ghgprotocol.org/corporate-standard>

² <https://www.gov.uk/government/collections/government-conversion-factors-for-company-reporting>

³ <https://ghgprotocol.org/standards/scope-3-standard> & <https://www.exiobase.eu/>